

Specifications

Classification	BS EN 13888 CG1
Pot Life @ 20°C	Up to 3-4 hours
Joint Width	Up to 3mm
Initial Set Time	8-10 hours*
Colours	White

Suitable For:

- Walls
- Interior
- Exterior
- Showers & Wet Rooms*
- Swimming Pools**

* Consult Technical support if substrate conditions are uncertain with regards to tanking membrane requirements.

Do not use shower for at least 2 weeks after completion of grouting - BS 5385: Part 4 (b).

** Do not fill pool for at least 3 weeks after completion of grouting - BS 5385: Part 4.

NX Wall Tile Grout

Ceramic Wall Tile Grout

DESCRIPTION

NX Wall Tile Grout is a cement based, polymer modified joint filling compound, available in white for tile joints up to 3mm wide around all types of ceramic tiles. NX Wall Tile Grout is formulated to provide a non slump, readily compactable grouting slurry, which can be easily applied using a sponge or rubber squeegee. NX Wall Tile Grout will dry to a hard, durable and water-resistant finish, suitable for interior & exterior locations. On surfaces where movement & vibration is expected the use of NX Mould Resist Flexible Grout is recommended.

Conforms to classification BS EN 13888 CG1.

SURFACE PREPARATION

Check that all tiles are securely fixed and that the adhesive has thoroughly dried before applying any load or pressure to the tiled surface. Ensure all joints are raked clear of any excess adhesive residues to allow an even and consistent depth of grout to be applied in all areas and do not leave water standing in joints. Note: Certain types of tile may be porous, prone to surface discolouration or mild abrasion and some natural stone and porous, un-glazed tiles are particularly prone to absorption of grout fines. Apply mixed grout to a spare tile to determine whether staining or scratching is likely and consult the tile manufacturer prior as to whether they recommend a suitable sealing compound to protect the surface.

MIXING

NX Wall Tile Grout should be added to water in a clean container whilst mechanically stirring and mixing thoroughly to give a smooth, consistent and easily worked mortar. A mix ratio of approximately 3:1 powder to water is recommended and the smooth fresh paste should be left for 10 minutes to firm up prior to use. Do not add more water than is necessary as this may prolong drying, affect the finished colour shade and significantly reduce the strength of the cured grout.

APPLICATION

Part-used grout should never be "freshened up" with later water additions but should always be discarded once it appears to lose workability. In ideal conditions (20°C), fast-setting NX Wall Tile Grout will remain readily workable for up to 2 to 3 hours and then reach final set after 24 hours. When grouting over a large area using several bags of grout, ensure all mixes are from the same batch and that a consistent and identical water addition is used for each mix. Use a rubber squeegee, or smooth sponge to work the grout thoroughly and consistently into the tile joints, removing the excess as work proceeds across the tiled area. Fine grout residues can be washed away with a lightly damp

cloth or sponge up to 2 hours after application, with a final clean finish being achieved using a dry cloth to polish the surface when the joints have dried and hardened. Always ensure cleaning cloths are clean and free from any contamination and no excess water remains on the cleaned surface, as both are likely to cause colour inconsistency on the surface of the cured grout. NX Wall Tile Grout not promptly and thoroughly cleaned off the tile face may become difficult to remove when dry, therefore extra care is necessary to ensure residues are completely removed as the application proceeds. If completing a shower, do NOT use shower for at least 2 weeks (BS 5385: Part 4:2009, clause 7.2.1).

PRECAUTIONS

Do not use bags of grout from different batches on the same grout job. Batch numbers are clearly displayed on the packaging. Never mix the grout with more water than recommended as this could lead to the grout drying patchy and/or a lighter finished colour. Only remove grout residue from the tile face once the grout has stiffened in the joints and use as little water as possible when washing off.

COVERAGE

Grout coverage depends upon tile size, joint width and depth. The following table may be useful to estimate the quantity of NX Wall Tile Grout required:

Joint Width	Tile Size (mm)	Coverage (kg/m ²)	M ² / 5kg
2	100 x 100 x 6	0.50 kg/m ²	10.00
3	250 x 300 x 8	0.35 kg/m ²	14.29
3	400 x 600 x 8	0.20 kg/m ²	25.00
3	600 x 600 x 9	0.20 kg/m ²	25.00

STORAGE

NX Wall Tile Grout is supplied in 10kg sacks containing 4 x 2.5kg air-tight sachets and has a minimum storage life of 12 months if stored in dry, un-opened conditions.

TECHNICAL ADVICE




For advice on tile installation products call the Palace Chemicals Technical Helpline on 0151 336 9104.

NX Wall Tile Grout

Ceramic Wall Tile Grout

RECOMMENDATIONS:

Do NOT apply when temperatures are below 5°C, in damp conditions, or temperatures are above 30°C. Lightly dampen joints with clean water prior to grouting. If grouting externally, provide protection against weather during & for 24 hours after grouting. If grouting a shower or wet-room installation, provide waterproof tanking protection for tiling background substrates, particularly plaster or plasterboard by using NX Waterproof Tanking System or NX Waterproof Tanking Kit liquid waterproof membrane. Ensure tiles have been fixed "back-buttered" to create a solid bed using a water-resistant adhesive with no voids beneath.

		
Palace Chemicals Ltd, Speke Hall Industrial Estate, Speke, Liverpool, L24 1YA 13		
DoP - 3-1		
EN 13888 - CG1 Normal Cementitious grout		
Resistance to fire	NPD	
Release of dangerous substances	See MSDS	
Abrasion resistance	< 2000 mm ³	
Strength as:		
- Compressive strength (dry)	≥ 15.0 N/mm ²	
- Compressive strength (freeze thaw)	≥ 15.0 N/mm ²	
- Flexural strength (dry)	≥ 2.5 N/mm ²	
- Flexural strength (freeze thaw)	≥ 2.5 N/mm ²	
Shrinkage:		
- Shrinkage	< 3.0 N/mm ²	
Water absorption:		
- Water absorption at 30 mins	< 5.0g	
- Water absorption at 4 hours	< 10.0g	



Causes Serious Eye Damage
Causes Skin Irritation
May Cause Respiratory Irritation
May Cause An Allergic Skin Reaction

Keep out of reach of children. Avoid breathing dust. Wear protective gloves, protective clothing eye protection/face protection. Use only outdoors or in a well ventilated area. IF IN EYES, rinse cautiously with water for several minutes, remove contact lenses, continue rinsing and immediately call for medical assistance. IF ON SKIN, wash with plenty of soap and water. Take off contaminated clothing and wash before reuse. If skin irritation or rash occurs seek medical attention. If inhaled, remove victim to fresh air and keep at rest in a position comfortable for breathing. If you feel unwell, call for medical assistance. Dispose of contents/container in accordance with local regulations.

Contains: Octyl Isothiazolinone

PALACE CHEMICALS LTD
 Speke Hall Industrial Estate
 Speke, Liverpool, L24 1YA
 Tel: +44 (0) 151 486 6101 Fax: +44 (0) 151 448 1982
 Email: sales@palacechemicals.co.uk
 Web: www.palacechemicals.co.uk

REFER TO PRODUCT AND SAFETY DATA SHEET FOR FULL DETAILS.



MADE IN THE UK



WHITE
WEB LINK