



Kitchen & Bathroom Wall Tile Adhesive

15kg

Suitable For Fixing Tiles To:

- Plaster/Plasterboard
- Cement: Sand Render
- Existing Glazed Tiles
- Painted Walls
- Kitchens
- Domestic & Commercial Showers

Specifications

Classification	BS EN 12004 D1T
Set Time @ 20°C	24 hours* *This will extend to at least 72 hours when fixing large format tiles onto impervious backgrounds such as existing tiles & paint
Bed Thickness	1-3mm
Approximate Coverage	Walls: 1.5kg/m ² Floors: 3kg/m ²
Suitable Trowels	Dry areas: 6mm round notches Wet Areas: 10mm tapering notches Mosaics: 4mm square notches

NX Kitchen & Bathroom

Instant Grab Internal Wall Tile Adhesive

DESCRIPTION

NX Bathroom & Kitchen Wall Tile Adhesive is an acrylic based organic dispersion wall tile adhesive for fixing ceramic tiles, including large format up to 300mm x 600mm, to a variety of substrates. It has been specially formulated to have excellent wetting out characteristics which give the adhesive high initial grab and superb non-slip characteristics reducing the need for support battens. It is suitable for internal wall tiling in areas such as kitchens, bathrooms and domestic showers for bed depths up to 3mm. The adhesive has a long pot life for ease of use and minimal wastage. In normal conditions tiles can be grouted 24 hours after fixing.

Conforms to classification BS EN 12004 D1T.

SURFACE PREPARATION

All surfaces should be dry, clean and strong enough to support the tiles to be fixed. All traces of dirt, dust, laitance and other contaminants must be mechanically removed. Substrates should be true and flat to allow tiles to be fixed without visible lipping of tile edges. Porous or dusty surfaces must be sealed using NX Multi Purpose Primer diluted 1: 4 with water.

Cement: Sand Render

Must be at least 14 days old (21 days in total immersion areas). Blockwork must be at least 6 weeks old before render coat is applied.

Gypsum Plasterboard**

Should be rigid and well-braced with all board edges fully supported. Jointing compound at board junctions should be primed with Multi Purpose Primer. Maximum weight limit is 32kg/m².

Gypsum Plaster**

Plaster skim + backing coat must be a minimum 4 weeks old. Plaster skim only at least 7 days old. It must be ensured that the plaster is sound, in good condition and firmly bonded to the background. Any loose or hollow sounding areas should be cut out and made good. Where the plaster is dusty or has a shiny finish, it should be thoroughly dry brushed using a stiff bristled brush and the dust wiped away from the surface prior to priming with Multi Purpose Primer diluted 1: 4 with water. Allow to dry. Maximum weight limit is 20kg/m².

Existing Glazed Tiles

Must be well fixed and able to support the additional weight of tiling, Thoroughly clean and degrease & allow to dry before tiling commences.

Painted Surfaces

Check that the paint is in good condition, well adhered to the background and is sufficiently strong to hold the full weight of the tiled finish. The adhesion of the paint to the background can be tested by firmly pressing lengths of good quality self-adhesive tape over various areas of the paint. Leave the tape for approximately 10-15 minutes before pulling off. In areas where paint is removed by the tape, the remaining paint should be scraped or sanded away. Do not use chemical paint strippers. Clean the surface of the paint with a good quality alkaline detergent and rinse thoroughly with clean water. Allow to dry.

**In wet areas or those with intermittent wetting such as showers, moisture sensitive backgrounds such as plaster should be tanked using a suitable tanking membrane.

In power showers or commercial showers NX Showerproof Wall Tile Adhesives should be used.

APPLICATION

Stir the contents before use. Using a suitably notched trowel spread the adhesive onto the wall surface to form parallel ribs, into which the tiles should be applied with a firm twisting action to collapse the ribs and ensure maximum adhesive contact. Spread only enough adhesive that remains workable and does not skin over. Solid bed void-free fixing is essential in wet areas. Tile may be grouted as soon as the adhesive bed is dry, under normal circumstances this will be around 24 hours after fixing, although this will be extended in cold conditions, when fixing larger tiles or when fixing onto impervious backgrounds.

COVERAGE

In dry areas approximately 1.5kg/m². In wet areas where solid bed fixing is essential approximately 3kg/m².

STORAGE

Store in dry internal conditions away from direct sunlight between 5-35°C. The product has a 12 month shelf life from date of manufacture.

TECHNICAL ADVICE




For advice on tile installation products call the Palace Chemicals Technical Helpline on 0151 336 9104.

HEALTH & SAFETY

NX Kitchen & Bathroom Wall Tile Adhesive is considered safe in use, in non-toxic and non-flammable. It contains biocide to prevent mould growth and should be kept away from children. Wash after skin contact, wear protective clothing to avoid allergic reaction in sensitive skin types and avoid ingestion.

NX Kitchen & Bathroom

Instant Grab Internal Wall Tile Adhesive

					
Palace Chemicals Ltd, Speke Hall Industrial Estate, Speke, Liverpool, L24 1YA 13					
DoP - 82-79					
EN 12004:2007 + A1:2010 Normal dispersion adhesive with reduced slip					
Reaction to fire			Class E		
Release of dangerous substances			See MSDS		
Open time as:					
- Tensile adhesion strength after not less than 20 minutes			≥ 0.5 N/mm ²		
Durability for:					
- Initial shear adhesion strength			≥ 1.0 N/mm ²		
- Shear adhesion strength after heat ageing			≥ 1.0 N/mm ²		
Additional characteristics:					
- Slip			≤ 0.5mm		



MADE IN THE UK

15KG
WEB LINK

