

Specifications

Classification	BS EN 12004 C2TE
Pot Life @ 20°C	Up to 4 hours
Bed Thickness	2-6mm
Approximate Coverage	Walls: Approx. 3kg/m ² Floors: Approx. 4kg/m ²
Suitable Trowels	Walls: Dry areas: 6mm round notches Wet Areas: 10mm tapering notches Mosaics: 4mm square notches Floors: 20mm round notches

Suitable For Fixing Tiles To:

- Concrete / Power Floated Concrete
- Cement: Sand Screed
- Calcium Sulphate Screed
- Heated Floors
- Existing Vinyl Tiles / Flooring Grade Asphalt
- Existing Glazed Tiles
- Overlaid Timber Floors
- Cement: Sand Render
- Plaster / Plasterboard
- Swimming Pools & Other Total Immersion Areas

NX Standard Set Flexible Adhesive

Standard Setting Cement Based Adhesive

DESCRIPTION

NX Standard Set Flexible Wall & Floor Tile Adhesive is a flexible cement-based standard setting tile adhesive suitable for fixing porcelain, ceramic and natural stone tiles* and mosaics to walls & floors in interior and exterior areas. Suitable for thickness between 2mm and 6mm (Up to 10mm in small areas not exceeding 1m²). At 20°C, the tiles may be walked on and grouted after approx. 16 - 24 hours. Please note that the drying time will be extended at lower temperatures.

When fixing light coloured or translucent stone, a white adhesive such as NX Universal Tile Adhesive White should be used.

Conforms to classification BS EN 12004 C2TE.

SURFACE PREPARATION

All surfaces should be dry, clean and strong enough to support the tiles to be fixed. Tiling substrates should be true and flat to permit fixing without visible lipping of tile edges. On floors, any gaps exceeding 3mm under a 2 metre straight edge should be corrected using NX 3-50mm Levelling Compound. This will be particularly appropriate where larger tiles or those with rectified edges are being installed. Porous or dusty surfaces must be sealed using NX Multi-Purpose Primer diluted 1:4 with water.

Concrete/Cement: Sand Screed

New concrete floors must be allowed to dry for a minimum of 6 weeks. Residual traces of laitance and curing agents should be mechanically removed before tiling commences. Screeds should be a minimum of 21 days old.

Cement: Sand Render

Must be at least 14 days old. New render should not be applied to new masonry walls until 6 weeks after the brick or blockwork has been completed. This allows for drying shrinkage to have taken place. In cold conditions these times will be extended.

Anhydrite & Hemihydrate (Gypsum) Screeds

These must be cured to their respective manufacturers' directions before tiling can begin. The surface must be free from laitance and primed using progressively stronger coats of NX Multi-Purpose Primer as follows: Diluted 1: 4 parts water. Allow to dry. Diluted 1: 3 parts water. Allow to dry. Diluted 1: 2 parts. Allow to dry.

Heated Floors (Dense Construction)

NX Standard Set Flexible Wall & Floor Tile Adhesive is suitable for use with underfloor and undertile heating systems. On solid floor structures after tiling, the floors should not be switched on

for at least 28 days and then brought up to operating temperature gradually during the initial heating of the floor. Undertile heating cables and mats can be tiled directly or prior to tiling they can be bedded into a screed of NX 3-50mm Levelling Compound. This method prevents damage to the heating elements during the laying process.

Vinyl Tiles / Asphalt

Must be sound & in good condition. Prime with undiluted Multi Purpose Primer & allow to dry.

Gypsum Plasterboard**

Seal with NX Multi-Purpose Primer prior to tiling.

Gypsum Plaster**

Must be sealed with NX Multi-Purpose Primer before tiling. If finishing plaster is polished, rub down to form a key before priming.

Existing Glazed Tiles

Must be well fixed and able to support the additional weight of tiling. Thoroughly clean and degrease & allow to dry before brush applying a slurry bonding coat consisting of 2 parts adhesive: 1 part Multi Purpose Primer Allow to dry.

Plywood Overlay On Existing Timber Floors (WBP/Marine grade)**

All sheets should be a minimum of 15-18mm thick and be screwed down to existing boards and joists with staggered joints at 300mm centres and 150mm centres along board edges. The sheets must be sealed on the back, face and edges with NX Multi-Purpose Primer. All timber constructions must be adequately ventilated behind to prevent atmospheric moisture distortion and warpage of the boards themselves.

**In wet areas or those with intermittent wetting such as showers, moisture sensitive backgrounds such as plaster should be tanked using a suitable tanking membrane

MIXING

Into a clean pail add 1 part of cold water and gradually introduce approximately 3.5 parts of adhesive powder stirring to blend the mixed mortar to a smooth lump free consistency. The properly mixed mortar will be thick enough to hold the adhesive ribs without slumping. Mix only enough material that can be used within the pot life of the product which will be around 4 hours – this will be extended in cold conditions and reduced in hot weather/ warm temperatures.

NX Standard Set Flexible Adhesive

Standard Setting Cement Based Adhesive

APPLICATION

Using a suitably notched trowel spread the adhesive onto the fixing surface to form parallel ribs into which the tiles should be applied with a firm twisting action. Spread only enough material that remains workable and as such fully wets out on the tile backing. Solid-bed void-free fixing will be necessary on floors and in wet areas. Tile with deeply keyed back profiles may need to be back buttered. The adhesive is designed for thin bed fixing up to 10mm although in isolated areas it can be bedded out up to 12mm in thickness. Tiles may be grouted as soon as the adhesive bed is set. Under normal conditions this will be around 16 - 24 hours after fixing although this will be extended in cold conditions. Do not use below 5°C.

COVERAGE

On true surfaces with small tiles <200 x 200mm on walls approx. 2.75kg per m² and on floors approx. 3.3kg per m². With larger tiles >330 x 330mm on walls approx. 3.3kg per m² and on floors approx. 4kg per m².

STORAGE

Store in dry internal conditions away from direct sunlight between 5-35°C. The product has a 12 month shelf life from date of manufacture.

TECHNICAL ADVICE

For advice on tile installation products call the Palace Chemicals Technical Helpline on 0151 336 9104.



Causes Serious Eye Damage
Causes Skin Irritation
May Cause Respiratory Irritation
May Cause An Allergic Skin Reaction

Causes skin irritation. Harmful if swallowed. Causes serious eye damage. May cause respiratory irritation. Keep out of reach of children. Avoid breathing dust. Wear protective gloves and eye protection. Wash hands thoroughly after handling. IF SKIN IRRITATION OCCURS: Get medical advice/attention. IF SWALLOWED: Call a poison centre or doctor/physician if you feel unwell. IF IN EYES: Rinse cautiously with water for several minutes. Remove contact lenses, if present and easy to do. Continue rinsing. Immediately call a poison centre or doctor/physician. Dispose of contents/container in accordance with local/regional regulations.

PALACE CHEMICALS LTD
Speke Hall Industrial Estate
Speke, Liverpool, L24 1YA
Tel: +44 (0) 151 486 6101 Fax: +44 (0) 151 448 1982
Email: sales@palacechemicals.co.uk
Web: www.palacechemicals.co.uk




REFER TO PRODUCT AND SAFETY DATA SHEET FOR FULL DETAILS.






MADE IN THE UK

NX Standard Set Flexible Adhesive

Standard Setting Cement Based Adhesive

					
Palace Chemicals Ltd, Speke Hall Industrial Estate, Speke, Liverpool, L24 1YA					
13					
DoP - 82-80					
EN 12004:2007 + A1:2012 - C2TE Improved standard setting cementitious adhesive with reduced slip for internal & external tiling					
Reaction to fire			Class E		
Release of dangerous substances			See MSDS		
Bond strength as:					
- Initial tensile strength			≥ 1.0 N/mm ²		
- Tensile strength after 30 minutes open time			≥ 0.5 N/mm ²		
Durability for:					
- High tensile adhesion strength after heat ageing			≥ 1.0 N/mm ²		
- Tensile strength after water immersion			≥ 1.0 N/mm ²		
- Tensile adhesion strength after freeze/thaw cycles			≥ 1.0 N/mm ²		
Slip:					
- Slip			≤ 0.5mm		

					
Palace Chemicals Ltd, Speke Hall Industrial Estate, Speke, Liverpool, L24 1YA					
13					
DoP - 82-81					
EN 12004:2007 + A1:2012 - C2TE Improved standard setting cementitious adhesive with reduced slip for internal & external tiling					
Reaction to fire			Class E		
Release of dangerous substances			See MSDS		
Bond strength as:					
- Initial tensile strength			≥ 1.0 N/mm ²		
- Tensile strength after 30 minutes open time			≥ 0.5 N/mm ²		
Durability for:					
- High tensile adhesion strength after heat ageing			≥ 1.0 N/mm ²		
- Tensile strength after water immersion			≥ 1.0 N/mm ²		
- Tensile adhesion strength after freeze/thaw cycles			≥ 1.0 N/mm ²		
Slip:					
- Slip			≤ 0.5mm		

WHITE
WEB LINK



GREY
WEB LINK

